







Assembly instructions for the Information panels „Basic Module III“ 61.402



1. Mount the round base to the aluminium profiles using the flat mushroom head screws.



2. Mount the conical cover.



3. Attach the connectors to the panel.



4. Screw the pre-mounted panel to the aluminium profiles.

