





# Assembly instructions for the Information panels

## „Attachment Module 90-270° III“ 61.408



1. Mount the round base to the aluminium profiles using the flat mushroom head screws.



2. Mount the conical cover.



3. Attach the connectors to the panel.



4. Screw the pre-mounted panel to the aluminium profiles.

