
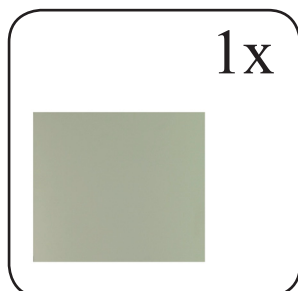


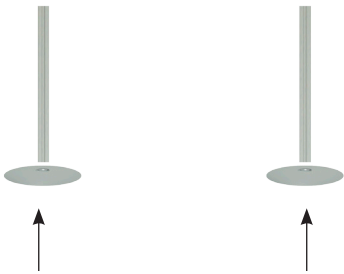



# Assembly instructions for the Information panels „Basic module VI“ 61.411



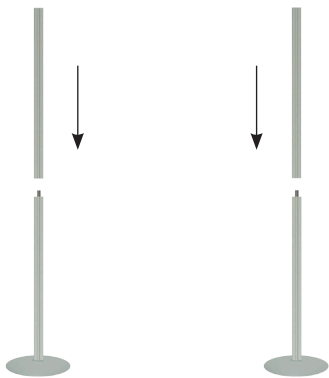
1. Mount the round base to the aluminium profiles using the flat mushroom head screws.




2. Insert the extension bolts in the bottom profile.




3. Then mount the top profiles.



4. Mount the conical cover.



5. Attach the connectors to the panel.



6. Screw the pre-mounted panel to the aluminium profiles.

