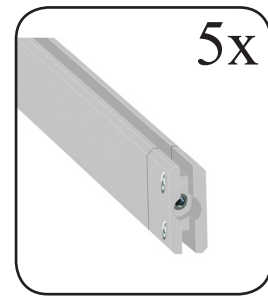

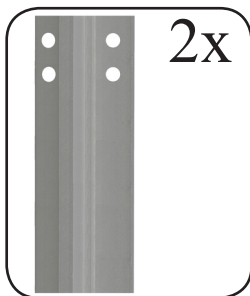



Assembly instructions for the Kabine Z113



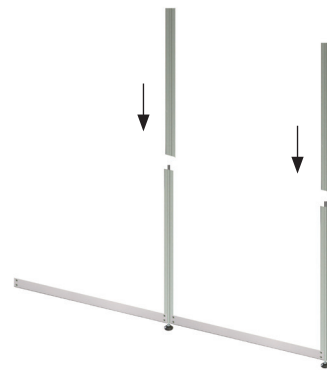
Important

Pointed screws must be used for all profiles with screw holes.

1. Mount the bottom cross profiles including the pointed screws and then insert the extension bolts into the aluminium profile.



2. Push the top profiles onto the bolts. Ensure that the holes face upward.



3. Insert the panels with the H-profiles.



4. Mount the upper aluminium cross profile incl. pointed screws.

