Assembly instructions for the partitions „Attachment module 90°-180°II“ 61.215

Consisting of:
- 1x Round base à 0.95 kg incl. flat mushroom head screw
- 1x Aluminium profile à 2000 mm
- 2x PVC rigid foam panels à 1200x990mm
- 3x Middle connectors 5-8mm
- 3x Angle connectors 5-8mm
- 1x Conical cover









iscs System® Display

1. Mount the round base to the aluminium profiles.

2. Mount the conical cover.

3. Attach the connectors to the profiles.



4. Mount the lower panel.
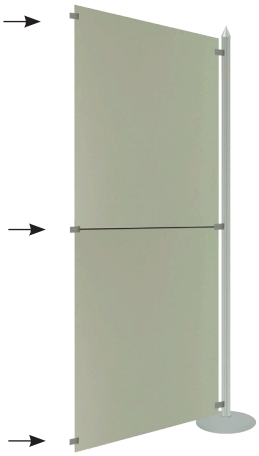
5. Mount the upper panel and attach the remaining connectors to the profiles.