






# Assembly instructions for the Info stand „Trio III“ 61.429



1. Mount the round base to the aluminium profiles using the flat mushroom head screws. Then mount the conical cover.



2. Attach the middle and angle connectors to the first panel and mount it at the aluminium profile.



3. Attach the middle and angle connectors to the second panel and mount it at the aluminium profile.



4. Attach the middle and angle connectors to the last panel and mount it at the aluminium profile.

