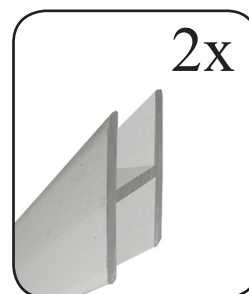
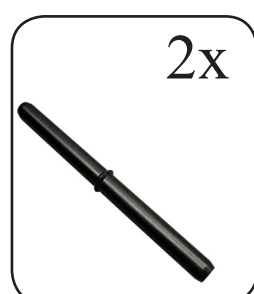
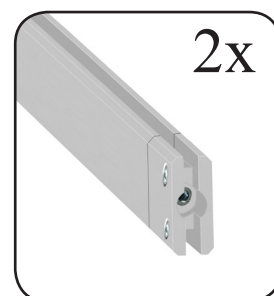


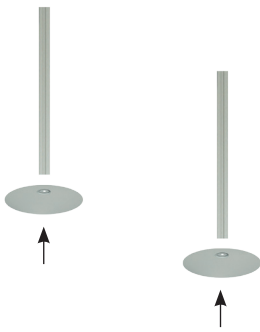


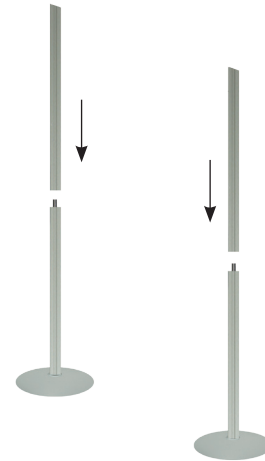
Assembly instructions for the Information panels „Basic Module VII“ 61.436



1. Mount the round base to the aluminium profiles using the flat mushroom head screws. Ensure that the holes face upward.



2. Insert the extension bolts in the bottom profile and then mount the top profiles. Ensure that the holes face upward.



3. Finally mount the lower and upper cross profiles including pointed screws.

